

# Big Band Dawn

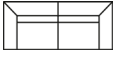

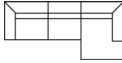


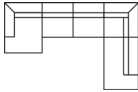
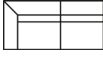











## Product information

Visit [furninova.com](https://furninova.com) for additional products, catalogues and information.


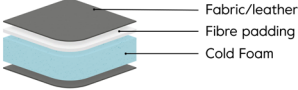
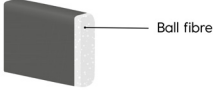

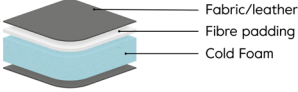
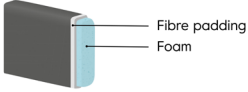

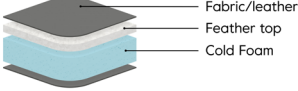
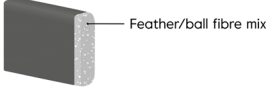

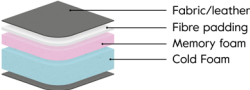

**furninova**<sup>®</sup>

# Big Band Dawn

Drawings	Configuration	Drawings	Configuration	Drawings	Configuration
	<b>2,5-Seater</b> W • D • H* 222x102x87 cm Seat Height • Seat Depth : 43 x 60 cm 1.78 m <sup>3</sup> Weight: 71 kg Legs: 4		<b>Chl-Module L/R</b> W • D • H* 132x157x87 cm Seat Height • Seat Depth : 43 x 115 cm 1.65 m <sup>3</sup> Weight: 45 kg Legs: 5		<b>2,5+Chl L/R</b> W • D • H* 334x157x87 cm Seat Height • Seat Depth : 43 x 60/115 cm 3.27 m <sup>3</sup> Weight: 108 kg Legs: 9
	<b>2,5-Module</b> W • D • H* 182x102x87 cm Seat Height • Seat Depth : 43 x 60 cm 1.47 m <sup>3</sup> Weight: 55 kg Legs: 4		<b>Chl XL-Module L/R</b> W • D • H* 158x157x87 cm Seat Height • Seat Depth : 43 x 115 cm 1.95 m <sup>3</sup> Weight: 58 kg Legs: 5		<b>Chl+2,5+C+End part L/R</b> W • D • H* 414x253x87 cm Seat Height • Seat Depth : 43 x 60/115 cm 5.18 m <sup>3</sup> Weight: 171 kg Legs: 17
	<b>2,5-Module L/R</b> W • D • H* 202x102x87 cm Seat Height • Seat Depth : 43 x 60 cm 1.62 m <sup>3</sup> Weight: 63 kg Legs: 4		<b>Corner-Module</b> W • D • H* 100x100x87 cm Seat Height • Seat Depth : 43 x 58 cm 0.82 m <sup>3</sup> Weight: 32 kg Legs: 4		<b>Footstool</b> W • D • H* 102x102x43 cm Seat Height • Seat Depth : 43 x 43 cm 0.50 m <sup>3</sup> Weight: 27 kg Legs: 4
	<b>1,5-Module</b> W • D • H* 112x102x87 cm Seat Height • Seat Depth : 43 x 60 cm 0.93 m <sup>3</sup> Weight: 35 kg Legs: 4		<b>Corner XL-Module L/R</b> W • D • H* 129x100x87 cm Seat Height • Seat Depth : 43 x 58 cm 1.04 m <sup>3</sup> Weight: 38 kg Legs: 4		<b>Neckrest No 8 Adjustable</b> W • D • H* 52/62/82x14 Øx64-85 cm 0.06 m <sup>3</sup> Weight: 2 kg
	<b>1,5-Module L/R</b> W • D • H* 132x102x87 cm Seat Height • Seat Depth : 43 x 60 cm 1.08 m <sup>3</sup> Weight: 43 kg Legs: 4		<b>End part-Module L/R</b> W • D • H* 156x102x87 cm Seat Height • Seat Depth : 43 x 60 cm 1.27 m <sup>3</sup> Weight: 39 kg Legs: 4		<b>Neckrest No 15 Std &amp; Spec. Adjustable</b> W • D • H* 62/82x13x78-99 cm 0.07 m <sup>3</sup> Weight: 1.9 kg
					<b>Nippon side table (Black, Oak, Walnut)</b> W • D • H* 95x40x42 cm 0.20 m <sup>3</sup> Weight: 23 kg

\*Note that the dimensions may differ +/-3% depending on upholstery and combination.

## Comfort

	<b>Foam soft (Comfort EU)</b> Seat Cold foam covered with fibre padding.		<b>Back</b> Siliconized ball fibre.	
	<b>Foam firm (Comfort DE)</b> Seat Cold foam covered with fibre padding.		<b>Back</b> The inner core is cold foam covered with fibre padding.	
	<b>Feather soft (Comfort C2)</b> Seat Cold foam with a feather top.		<b>Back</b> Feather and ball fibre mix.	
	<b>Comfort Memory (Comfort CM)</b> Seat Cold foam with memory foam on top, covered with fibre padding.		<b>Back</b> Feather and ball fibre mix.	

# Big Band Dawn



## Info

To determine whether your Corner XL module is Left (CXL L) or Right (CXL R), stand in front of the sofa. If the longest back part is on your right side, it is a Corner XL Right. If the longest back part is on your left side, it is a Corner XL Left.



## Decor seam

*Decor seam*  
Decor seam is available on armrests and footstool.  
Only available in fabric.

## Upholstery



Fabric



Leather



Fixed cover



Fully upholstered (not for fixed combinations)



Reversible back cushions (only in fabric)



The seat cushions are not reversible.

## Leg options



Wood black  
4 cm



Duke, 20 cm



Frank, 20 cm

